

## Key Dates

School Opens

Tuesday 6th January

Welcome Meeting for New Parents

Thursday 16th January

RSPB Garden Bird Watch

Friday 24th January

Lunar New Year

Wednesday 29th January

Children's Mental Health Week

3rd to 7th February


Close for Half Term

Friday 14th February

Nursery opens

Monday 24th February

Look out for our Recipe each month— A healthy option that we will be making in school and that you can try at home.



Download the **50 things to do before you're five** app.

Look out for the 50 things activities on our weekly What's Happening



Manningham Community  
Nursery Schools  
Federation

Please download the Learning Journals app.

You can send in information and photographs of your child's learning at home too.



Green Lane  
Manningham  
Bradford  
BD8 8HT

Phone: 01274 722070

Email: [office@abbeygreen.org](mailto:office@abbeygreen.org)

[www.abbeygreen.org](http://www.abbeygreen.org)



Abbey Green  
Nursery School

This Term in **Green, Purple and Orange** Room



Spring 1  
2025

More detailed plans are done on a weekly basis. These are displayed for you to view but please ask if you would like your own copy. We will also keep you updated in our weekly 'What's Happening'.

**Jeśli potrzebujesz tłumaczenia na język polski użyj numeru.**

যদি এই অনুবাদ বাংলায় চান তাহলে উপরের সংখ্যায় যোগাযোগ করুন.

اگر آپ اردو میں اس کا ترجمہ کرنا چاہتے ہیں تو اوپر نمبر سے رابطہ کریں


# THIS HALF-TERM IN GREEN, ORANGE AND PURPLE ROOMS

## Extending Children's Knowledge

### Following children's interests

#### Animals in colder climates

The children love to play with miniature animals and make homes for them. To further develop this we will learn about the animals who live in the Polar regions. We will use non fiction books and websites to learn the names of different animals, what they eat and what is special about them living in cold climates. We will look to develop this further as we focus on writing labels to name different Arctic and Antarctic animals living in the North and South Poles.



#### Malleable Materials

The children have developed their dough making skills and are fascinated when we add new ingredients to make dough of different textures, consistency and elasticity, experimenting with what they can do with the dough.



We will use clay, a natural and creative product, to extend children's manipulative skills. Using these materials will not always result in an end creation but it will support hand-eye co-ordination and the development of muscles in the arms, wrists, hands and fingers.

## Introducing New Knowledge and Skills.


### This is what we will teach the children

#### Letters and Sounds

We will teach the children about alliteration. This will involve listening to and using initial letter sounds, including listening for sounds that match the letter sounds of their name and other familiar objects. We will have fun making strings of words that all start with the same letter sound; for example "big blue balloons"

#### Core Story in GREEN room

This book has exciting vocabulary and funny rhymes, with beautiful illustrations. The story compares the life of a penguin in a zoo with the South Pole. The children will learn about breeds of penguin and other arctic animals and learn how to use a glossary.



#### Core Story in ORANGE and Purple room

This story follows a repeated story structure that the children will be able to recall. We will teach the Makaton signs and symbols and encourage the children to join in. We will use figures of animals from the story that will support naming objects and recognising sounds.



#### Celebrations - Lunar New Year

This year will be the year of the Wood Snake. We will read the story of Chinese New Year; a race between 12 animals. We will use the story to learn about ordinal numbers; 1st, 2nd, 3rd etc.



## Things you can do to support your child's learning

Going for walks around where you live is the perfect way to support your child's mathematical development and understanding of the world.

Name the different shapes you can see and use words to describe them like pointy, corners, flat and round.

Look for patterns outside and use words such as spotty or stripy. Notice and talk about the changes in the weather as you walk to school.



After you have been out you can sequence what you have done e.g. First we went in the car, then we went in the shop. And after we went back home.

Joining your local library is free of charge and a perfect way to boost a life long love of reading. Joining a library in Bradford gives your child the chance to join the Book start Bear Club.



<https://www.bradford.gov.uk/libraries/>

We would like to support your family to join the local library and will be organising a visit this term.

Please speak to your child's Key Person if you would like to join us.

All children will have the opportunity to visit our school library once a week but if you would like swap books more frequently please speak to your child's Key Person.