

Key Dates

School Opens

Monday 3rd June

Farm Visit in school

Thursday 13th June

Eid Celebration

W/C 17th June

Seaside Trip for Families—Bridlington

Wednesday 26th June

School is Closed—Polling Station

Thursday 4th July

Parent Consultation Week

W/C Monday 15th July

Leaver's Celebration

Wednesday 17th July

School Closes for Summer Holiday

Friday 19th July

Join us for our recipe of the month
cooking sessions.

Be prepared for the weather

Please ensure you send your child with a named sun hat and with sun cream applied as the weather starts to warm up!



Please download the Learning Journals app.

You can share things your child enjoys doing and photographs of your child's learning at home too.

<https://learningjournals.co.uk/logging-in/>

Follow What's Happening on Social Media



Instagram: abbeygreennurseryschool



Tik Tok: abbeygreennurseryschool



Facebook: Abbey Green Nursery - School



Manningham Community
Nursery Schools
Federation

Green Lane

Manningham

Bradford

BD8 8HT

Phone: 01274 722070

Email: office@abbeygreen.org



Abbey Green
Nursery School

This Term in Green, Orange and Purple Room



Summer 2 2024

More detailed plans are done on a weekly basis. These are displayed for you to view but please ask if you would like your own copy. We will also keep you updated in our weekly 'What's Happening'.

Jeśli potrzebujesz tłumaczenia na język
polski użyj numeru.

যদি এই অনুবাদ বাংলায় চান তাহলে উপরের সংখ্যায়
যোগাযোগ করুন.

اگر آپ اردو میں اس کا ترجمہ کرنا چاہتے ہیں تو اوپر
نمبر سے رابطہ کریں

Extending Children's Knowledge Following children's interests

Insect Habitats

The children have shown lots of interest in exploring different habitats in our Outdoor space and working out which insects live there. They have shown particular interest in snails and how many ladybirds there are on the Laurel trees. Children have then made large scale drawings of these insects and we have made this into a Non Fiction class book. The children were fascinated with the idea that snails have teeth.



We will further extend this interest next half term by drawing maps to indicate where we find different insects in the garden. We will also explore why certain insects do not visit our garden and link this in with weather and Climate. We will and make comparisons between insects that live in different parts of the world.

Ramps and Pathways

The children have been intrigued by moving objects using throwing, rolling and scattering (known as trajectory schema). They have also been fascinated by watching water move through filling and emptying different containers.



We will extend this interest with activities that explore concepts in force and motion, properties of objects, and how this affects their movement. We will make a variety of ramps that provide an incline for things such as wheeled vehicles and balls and also explore the flow of water. In the process, children will have the opportunity to develop spatial thinking and awareness.

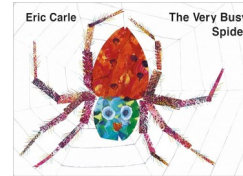
Introducing New Knowledge and Skills. This is what we will teach the children

Core Story

Our core stories by Eric Carle are good for developing early reading skills, recall and sequencing of events in a story.


Core Story in GREEN room is

This story follows a very busy spider who meets lots of animals on the farm yard. Through reading this story regularly the children will be able to recognise the key parts of a story and be able to join in with repeated refrains. We will plan lots of activities linked to the characters in the story and their adventures.



In orange room our story is

This book has clear sequencing over the days of the week, counting and lots of repetition



We will teach the children the Makaton signs and symbols to support their understanding of the words for different fruits and foods. The children learn to recall the order of what the caterpillar eats and what happens to it as it changes into a butterfly.

Butterfly Metamorphosis



We will be teaching the children about the life cycle of butterflies and observing the change to chrysalis and then into butterflies.

This fascinating process will take 2 weeks. The children will witness their rapid growth and release them in to our garden. We will use scientific non-fiction books to support their learning.

Things you can do to support your child's learning

Ideas to support Literacy

- Read signs to your child when you are out and about walking or in the car.
- Tell your child what you are writing as you write a shopping list, note, letter or greetings card. Give them a pen and paper so they can copy you.
- Set up a pretend shop where your child can read the labels on packets and boxes. Use cereals and tins from your cupboard.
- Make a name card for your child and let them use it to copy write their name themselves.

Ideas to support Mathematics


- Point out numerals on road signs, doors, buses and at things at home.
- Count your steps together as you go for a walk.
- Write numbers on used plastic bottles to create skittles. Read out the number that gets knocked down.
- Build together with Lego, Duplo or old cardboard boxes and use words like tall and long.
- Name shapes that you see around the house, such as a rectangle door or a square window.

Be prepared for the weather

Please ensure you send your child with a named sun hat and with sun cream applied as the weather starts to warm up!



Being School Ready



We will begin to talk to your child about moving to their new school and reception class. Please talk to your child's Key Person if you would like some ideas on preparing your child for their new school.