

Key Dates

School Opens

Tuesday 9th April

Eid Party

Wednesday 17th April

School photograph day

Wednesday 24th April

Welcome meeting for new parents

Thursday 25th April

School Closed for Polling Station

Thursday 2nd May

School Closed May Day

Monday 6th May

Close for Half Term

Friday 24th May

SAVE THE DATE

Bridlington Seaside Trip

Wednesday 26th June



Look out for our Recipe each month—A healthy option that we will be making in school and that you can try at home.



Download the **50 things to do before your five** app.

Look out for the 50 things activities on our weekly What's Happening

Why don't you follow us on Facebook



Please download the Learning Journals app.

You can send in information and photographs of your child's learning at home too.




Green Lane
Manningham
Bradford
BD8 8HT

Phone: 01274 722070

Email: office@abbeygreen.org

www.abbeygreen.org



This Term in **Green**, **Orange** and **Purple** Room



**Summer 1
2024**

More detailed plans are done on a weekly basis. These are displayed for you to view but please ask if you would like your own copy. We will also keep you updated in our weekly 'What's Happening'.

Jeśli potrzebujesz tłumaczenia na język polski użyj numeru.


যদি এই অনুবাদ বাংলায় চান তাহলে উপরের সংখ্যায় যোগাযোগ করুন.

اگر آپ اردو میں اس کا ترجمہ کرنا چاہتے ہیں تو اوپر نمبر سے رابطہ کریں

Extending Children's Knowledge Following children's interests


Minibeasts in the Garden

The children have spent time looking for and observing snails, worms and woodlice in the garden. We will investigate the mini-beasts in our garden area and the conditions they like to live in. We will find out about suitable habitats and how to take care of different creatures. We will use iPads and wireless microscopes to look in detail at mini-beasts. We will research using books and websites and make out own books about minibeasts.



Blossom and flowers

There has been lots of interest in the spring flowers that the children have noticed growing in the local area and our nursery garden, especially the beautiful blossom trees. We will make creative representations of what we see and have a go at observational drawing.




We will link this to the story "Tisha and the Blossom" as we try to take more notice of the world around us. We will use petals to make patterns, focussing on the size and shape and number of petals per flower. The children will be able to use frames and boards to arrange and display their collections of different flowers.

Introducing New Knowledge and Skills. This is what we will teach the children

Letters and Sounds

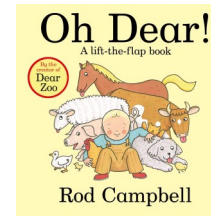
Core Story in GREEN room

This traditional tale follows the little red hen as she find some grains of wheat—but the farm animals won't help her. There is a clear sequence, characters and lovely new words to learn. We will be sharing multi-lingual versions of the text to represent the languages in our school.




Core Story in ORANGE and PURPLE room

This is a perfect story for the children to join in with the animal sounds and repeated refrains. We will use Makaton signs and symbols to support the children's understanding of the story sequence.



Living Eggs

We will watch our own eggs in an incubator hatching, observing the chicks and make recordings about how they change very quickly over 2 weeks. We will explore lots of stories and fact books about chickens and classify which animals come from eggs and which don't.



Celebrations and Festivals

We will celebrate Eid as a school. We will talk about waiting for the moon and share stories of how different families hold celebrations.



Things you can do to support your child's learning

Your child will benefit from any amount of time you spend together doing simple things; singing songs, sharing books, baking, going for walk, anything that involves you chatting and playing together.

Keeping Healthy—Be active outdoors

Playing outside with simple ball games is a lot of fun; it helps develop gross motor skills but also plays in a role in developing language and social skills.



Take your children to the local park. Passing a ball back and forth helps children understand whose turn it is next and teaches them about sharing, playing together and are important social skills necessary for a successful conversation.

Chat, Play and Read

You can support your child's language and communication skills, so they get the best start in life.



The Tiny Happy People website is full of ideas to show you why and how you can bond with your child, throughout their early lives. The ideas and activities are easy to build into your daily routine. They're quick and inspiring, but they're also based on expert advice and evidence, and are proven to help your child's development.
www.bbc.co.uk/tiny-happy-people