

Key Diary Dates

School Opens

Monday 5th June

Seaside Trip for Families

Wednesday 21st June

Eid Celebration

W/C 26th June

Parent Consultation Week

Monday 17th July

Leaver's Celebration

Wednesday 19th July

School Closes for Summer Holiday

Friday 21st July

Dance for Life every Wednesday

Look out for dates for family cooking sessions linked to our Recipe of the Month



Download the **50 things to do before you're five** app.

Look out for the 50 things activities on our weekly 'What's Happening'

<https://bradford.50thingstodo.org/app/os#!/welcome-2>

Download the Learning Journals app.

<https://learningjournals.co.uk/logging-in/>



You can share things your child enjoys doing and photographs of your child's learning at home too.

**Be prepared for the weather**

Please ensure you send your child with a named sun hat and with sun cream applied as the weather starts to warm up!



Follow us on Facebook



Bateman Street

Bradford


BD8 7DJ

West Yorkshire

01274 546492

Email [office@midlandroad.co.uk](mailto:office@midlandroad.co.uk)

[www.midlandroadnursery.org.uk](http://www.midlandroadnursery.org.uk)



This Term in  
**Green, Orange & Purple**  
Room



Summer 2  
**2023**

More detailed plans are done on a weekly basis. These are displayed for you to view but please ask if you would like your own copy. We will also keep you updated in our weekly 'What's Happening'.

**Jeśli potrzebujesz tłumaczenia na język polski użyj numeru.**


যদি এই অনুবাদ বাংলায় চান তাহলে উপরের সংখ্যায় যোগাযোগ করুন.

اگر آپ اردو میں اس کا ترجمہ کرنا چاہتے ہیں تو اوپر

## Extending Children's Knowledge Following children's interests

### Where do minibeasts live?

The children are interested in the different insects that they have found in our garden area; worms, spiders, woodlice. We will extend this interest by investigating the places we find insects and thinking about the conditions they like to live in. We will go on minibeast hunts and use tables, tallies and charts to capture and record our findings. We will take photographs, use non-fiction books and technology to learn about them and how to develop their habitats. We will introduce new vocabulary to categorise types of minibeasts and learn about life cycles.



### Making Connections

The children have been fascinated by trying different ways of connecting and joining materials together. Fastening things together using the various materials available is a real technical and challenging skill and all children can work towards developing these skills through everyday play with construction kits, train tracks, jigsaws and junk modelling.



The children will have opportunities to try out their ideas and skills with tape and glue, string, sewing, staples, pegs, magnets and paperclips. Our woodwork bench has lots of opportunities for the children to develop their skills using hammering and screwing.

## Introducing New Knowledge and Skills This is what we will teach the children

### Early Phonics—Rhythm and Rhyme

Rhyming helps children learn about words, sounds and language formation. Hearing and using rhyme, rhythm and repetition helps children develop early literacy skills. The repetition of words, ideas and skills is important for early brain development, as it creates secure foundations for early reading.


### Core Story in Green Room

This characters in this story are all different kinds of insects and mini beasts. The strong pace of rhythm and words that rhyme mean this is a story that children can recall and develop a great understanding of the story plot and characters.



### Core Story in Purple and Orange Room

We will encourage the children to join in as we familiarise ourselves with the story and the colourful patterns of the fish in the illustrations. We will use Makaton signs and symbols and technology to support communication and understanding.



### Butterfly Metamorphosis

In order to enhance the children's understanding of life cycles we will watch tiny caterpillars grow and change into chrysalis and emerge into butterflies. The process will take 2 weeks.



We will teach the children new words by encouraging them to ask questions and tell us what they notice before we release the butterflies in to our garden.

## Things you can do to support your child's learning

### Ideas to support Literacy

- Read signs to your child when you are out and about walking or in the car.
- Tell your child what you are writing as you write a shopping list, note, letter or greetings card. Give them a pen and paper so they can copy you.
- Set up a pretend shop where your child can read the labels on packets and boxes. Use cereals and tins from your cupboard.
- Make a name card for your child and let them use it to copy write their name themselves.

### Ideas to support Mathematics

- Point out numerals on road signs, doors, buses and at things at home.
- Count your steps together as you go for a walk.
- Write numbers on used plastic bottles to create skittles. Read out the number that gets knocked down.
- Build together with Lego, Duplo or old cardboard boxes and use words like tall and long.
- Name shapes that you see around the house, such as a rectangle door or a square window.

### Being School Ready

We will begin to talk to your child about moving to their new school and reception class. We will look at the different school logos and uniforms to support your child to be ready for moving on to their new school. Please talk to your child's Key Person if you would like some ideas on preparing your child for their new school.

